



WINNING THE FUTURE THROUGH INNOVATION



# SUSTAINABLE EFFICIENCY

**ECOVOLUTION**  
by **DOMUS**

## SUSTAINABLE EFFICIENCY

At Domus we know how important efficiency is and we are strongly committed to the environment. That is why we have developed a new state-of-the-art product range with low consumption and high energy savings for their entire life span.

Efficiency is intelligence.  
Welcome to ECOEVOLUTION by Domus.





## Water

Saving water and using it properly are our goals, we do not want to waste it.

We offer washing machines with optimised design and programming as well as a unique accessory, the **ECOTANK**: water recovery tanks.



## Energy

Energy optimisation is fundamental in a laundry.

Our machines have been designed for greater energy savings with this in mind.




## Chemicals

We design our washing machines with features to ensure the most accurate use of chemicals, to offer greater savings and take care of garments.



In a laundry, the machines are the visible part of an iceberg. **At Domus we pay attention to the iceberg part that cannot be seen, to optimize the expenses during the whole Life Cycle Cost. What matters is not the purchase price of a machine but the total cost of ownership that it will have during its life cycle. (Total Cost of Ownership).**

# WASHING



## DRYING

## IRONING

Investment **7%**

Investment **19%**

Energy **93%**



Energy **81%**

\* Example of a standard laundry with 50% flat linen and 50% towelling, during the first 10 years of life.

# WASHING MACHINE

- 1 HIGH G FACTOR:  
MORE EFFICIENT SPINNING
- 2 LOW WATER CONSUMPTION **TOUCH II**
- 3 WATER SAVINGS
- 4 CHEMICALS SAVINGS
- 5 WATER RECOVERY
  - 5.1 **ECOTANK**
  - 5.2 **ECOTANK XL**
- 6 WEIGHING SYSTEM



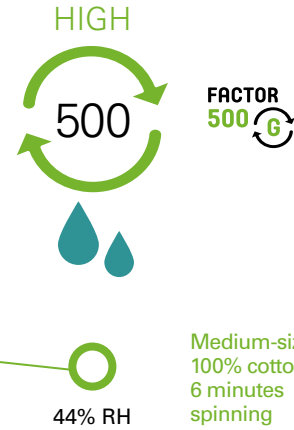
-  Precision
-  Consumption

# 1 HIGH G FACTOR: more efficient spinning

The average low speed washing of the competition has a 100 G Factor.

DLS Washing machine  
G Factor 200

DHS Washing machine  
G Factor **500**



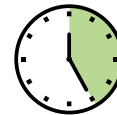
Low residual moisture results in more efficient drying.

Drying time



**45 min.**  
(+20 min.)

50% of drying time reduction



**25 min.**

Energy consumption

50% of energetic cost reduction



# 2 LOW WATER CONSUMPTION


- + Precision
- Consumption of water, of energy and of chemicals

TOUCH II



Pre-wash	2,15 l/kg
Washing	1,38 l/kg
Rinse 1	1,23 l/kg
Rinse 2	1,13 l/kg
Rinse 3	2,31 l/kg

Total 8,20 l/kg




Real data with a 100% cotton towelling full load in a 28kg washer.



### 3 Water savings

We save water using the weighing system and the saving programme



+ Precision  
- Consumption of water of energy

YOU CHOOSE THE SAVINGS LEVEL



Full load



50% load

Examples with partial loads: increased savings.

NONE ADJUSTMENT



The programme is executed as set, with no adjustments.

25% SAVINGS



If we load 50% we get 18'75% of water savings.

50% SAVINGS



If we load 50% we get 25% of water savings.

REDUCTION IN PROPORTION TO THE LOAD



If we load 50% we get 50% of water savings.

### 4 Chemicals savings

TOUCH II microprocessor allows the configuration of the machine with several levels to achieve chemicals savings as well as water and energy savings, no matter the load level. With less load we get more savings.

+ Precision  
- Dosing time




Full load



50% load

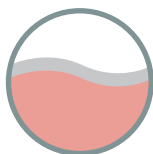
Examples with partial loads: increased savings.

NONE ADJUSTMENT



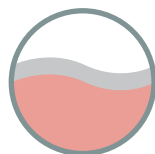
The programme is executed as set, with no adjustments.

25% SAVINGS



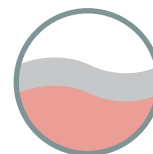
If we load 50% we get 18'75% of chemicals savings.

50% SAVINGS



If we load 50% we get 25% of chemicals savings.

REDUCTION IN PROPORTION TO THE LOAD



If we load 50% we get 50% of chemicals savings.



# 5 Water recovery tanks.

To save up to 70% of water.

## 5.1 ECOTANK



Standard programme example.

		High spin 28kg washer.
Pre-wash	2,15 l/kg	60,20 l.
Washing	1,38 l/kg	38,64 l.
Rinse 1	1,23 l/kg	34,44 l.
Rinse 2	1,13 l/kg	31,64 l.
Rinse 3	2,31 l/kg	64,38 l.
<b>Total</b>	<b>8,20 l/kg</b>	<b>229,60 l.</b>

### Example

The rinse water 3 passes to the rinse 1 and 2

The rinse water 1 and 2 passes to the prewash

The rinse water 1 passes to the wash



**Water consumption in the case of 3 rinses**

## 5.2 ECOTANK XL

New centralised tank to be connected to one or more machines. Each tank is 1.000 litres, 1 to 3 tanks available.



In a DHS-80C TOUCH II washer we can achieve up to 56% water savings thanks to ECOTANK XL if we load 60% of the capacity, with towels.

Regarding energy, we can achieve 12% electricity savings with the same load and ECOTANK XL.

### Water savings

**-56% value**

Washing machine **656 litres**

**288 litres**

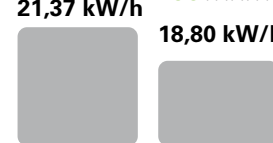


### Energy savings

**-12% value**

Washing machine **21,37 kW/h**

**18,80 kW/h**



Data based on tests with an 80kg washer with a 60% load with towels.

## 6 WEIGHING SYSTEM

Available option in DHS-11 to DHS-120.  
It brings great water, chemicals and energy savings, especially with partial loads, as it adjusts water and chemicals to the real load.



### ADVANTAGES



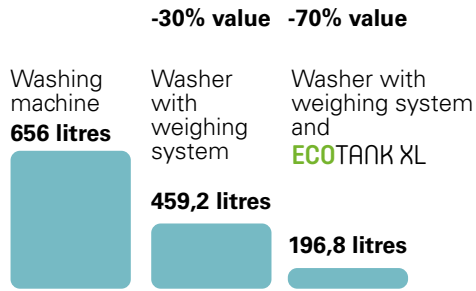
- ✓ In a DHS-80C TOUCH II washer with 50% of the load we can get up to 70% water and 45% energy savings.





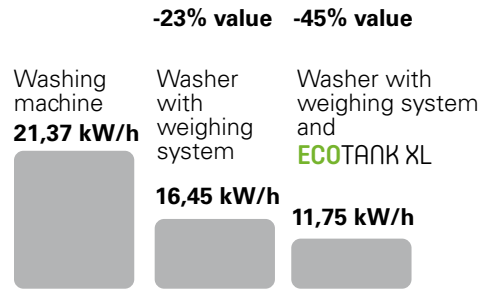
In a DHS-80C TOUCH II washer we can achieve up to 68% savings thanks to ECOTANK XL and the weighing system installed in the washer, if we load for example 60% of the capacity with towels.

**Water savings**



Regarding energy we can achieve up to 45% energy savings with ECOTANK XL and the weighing system with the same load.

**Energy savings**



Example of tests in an 80kg washer with 60% towels load.














# DRYER



- 1** DOMUS TUMBLE DRYER RANGE:  
comparison according to efficiency.
- 2** **ECOENERGY** RANGE  
Air recirculation system: **AIR RE-CYCLE**  
Dryer insulation: **THERMAL INSULATION**
- 3** **EFFICIENT DRY**  
Smart moisture control.
- 4** **FILTER AND TURBINE** Optimised designs
- 5** **HEAT PUMP**



# 1 Domus tumble dryer range: comparison according to efficiency.

RANGES FEATURES	 <b>DYNAMIC</b>	 <b>DYNAMIC</b> <i>with moisture control</i>	 <b>ECOENERGY</b>
<b>EFFICIENT DRY:</b> smart moisture control.	No	Yes (option included)	Standard
<b>AIR RE-CYCLE:</b> Air recovery.	No	No	Standard
Double glass	Option	Option	Standard
<b>THERMAL INSULATION</b>	No	No	Standard
 Cycle time	 32 min	 29 min	 25 min
Time reduction		-3 min	-7 min
 Energy (Kwh.) <b>Saving</b>	 48 KWh/cycle	 43,5 KWh/cycle	 37,5 KWh/cycle

## 2 ECOENERGY RANGE

The range with the most features to ensure drying efficiency.

- ✔ AIR RE-CYCLE  
Air recovery system for increased energy efficiency.
- ✔ EFFICIENT DRY  
Smart moisture control
- ✔ THERMAL INSULATION  
Full isolated air flow circuit.
- ✔ FULL FLOW  
Optimised axial-radial full air flow.
- ✔ REVERSE DRUM  
standard in all models.
- ✔ FULL SCREEN FILTER:  
new filter with larger surface and improved air flow.






## AIR RE-CYCLE


### Smart air recirculation system.


Taking advantage of the hot, almost dry air, we shorten drying times and reduce energy consumption.




## THERMAL INSULATION

Thermal insulation to keep heat inside the machine

 All air flow circuit is insulated

 Air channels

 Double glazed door

 Double panel



THERMAL INSULATION



No thermal insulation

# 3 EFFICIENT DRY

Smart moisture control.



**+ Precision**  
**- Time**

### Optimised spinning speed

Smart moisture control adapts the drum's spinning speed to the moisture level in each drying phase.

turning speed "rpm"

% RM moisture sensor



Time cycle (min.)	EFFICIENT DRY OFF 32 min	EFFICIENT DRY ON 29 min
Time reduction		<b>-3 min</b>

We shorten the cycle time so we save energy (especially in partial loads) but also we take care of garments as they are not overdried. Cycle stops when the set moisture level is reached.

## € EFFICIENCY

The moisture sensor automatically adjusts the cycle time to the setpoint moisture of the clothes






# 4 FILTER AND TURBINE

Optimised designs

# 30%


## MORE EFFECTIVE SURFACE

- + Efficiency
- Dedication



**Filter in drawer format**

- Easy to open
- Easy to clean
- More ergonomic
- More surface (+30%)



**Increases the time of more machine efficiency**

- 1** Reduced number of times to clean the filter with its dedication time.
- 2** More efficient cycle time between each filter cleaning, improving the overall machine performance.
- 3** More machine available time.



**Stainless steel filter mesh**

**As an option**  
Choose the size of the stainless-steel mesh you want between standard 0.3 mm, 0.6 and 1.2 mm.



Turbine: air flow, with models of different sizes.

**Turbine and box assembly optimised outlet**

The design, curves, elbows, and diameter have been optimised to get the most out of the airbox assembly with the turbine.



+20%

of increased performance thanks to the design.

## 5 HEAT PUMP

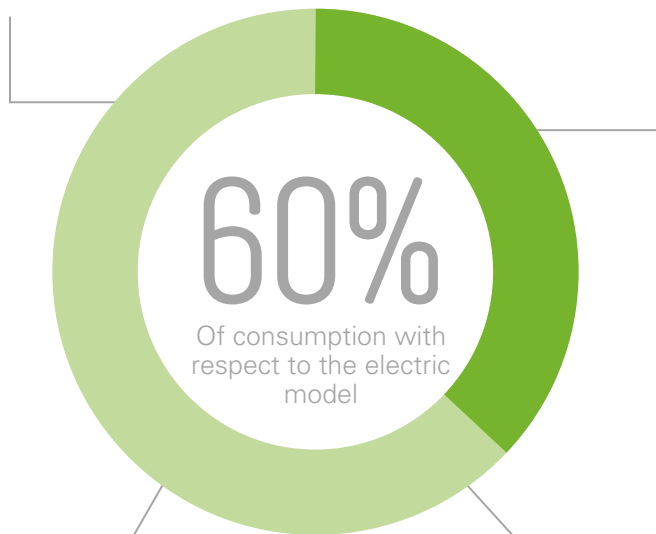
A new range of Heat Pump dryers.  
The most efficient. Industrial heat pump models (11 to 22kg) and Heavy Professional heat pump models (8 and 10kg)

### Reasons for and advantages of installing a heat pump dryer

---

✔ When the customer prioritizes energy efficiency over drying time

✔ When a smoke vent cannot be installed



✔ When we have power limitation installed.

✔ Due to the difficulty of getting gas installations or certifications

# ECOENERGY

**ELECTRIC  
DRYER**

**18 kW**

**HPI  
DRYER**

**3,95 kW**

## Low power

The heat pump dryer consumes 1/5 of the installed power compared to an electric equivalent dryer.

## Efficient

It uses less than 0.5 kw/litre of evaporated water

## Optimized cycle time

Full load of 100% cotton towels

Industrial dryer → **63 minutes**  
Professional dryer → **70 minutes**

60% load, 50% polyester 50% cotton towels.

Industrial dryer → **32 minutes**  
Professional dryer → **35 minutes**



# FLATWORK IRONER


- 1 RADIANT BURNER: the most efficient
- 2 EFFICIENT IRON
- 3 OPTIMAL FEEDING
- 4 LONGITUDINAL FOLDER

1 RADIANT BURNER:  
the most efficient  
(on Ø 325, Ø 500 and  
Ø 650 mm flatwork ironers)



Atmospheric burner

VS



Radiant burner

## ADVANTAGES

- ✓ With a similar gas consumption, the hourly productivity of the ironer increases 25% compared to the same machine with atmospheric gas
- ✓ They can be used in places with high altitudes and without the oxygen level problem affecting combustion.



- + Production
- Energy

## 2 EFFICIENT IRON

Automatic regulation of ironing speed according to residual moisture in garments. Standard in 650 mm, optional in 500 mm.


Example in  
**Flatwork ironer  
ø 650**



### ADVANTAGES

- ✓ Energy savings
- ✓ Increased production
- ✓ Delicate treatment of garments


### OPTIMISED IRONING TIME



## 3 OPTIMAL FEEDING

The garment introduction sensor and LED lights help to adapt feeding speed to optimise productivity.

Example in  
**Flatwork ironer ø 650**



## 4 BUILT-IN LONGITUDINAL FOLDER

Efficiency in the process, which goes from manual to automatic.

High speed folding for greater productivity.

LED indication of availability to save time.

Automatic mode to detect sheet dimensions: efficiency and time saving.

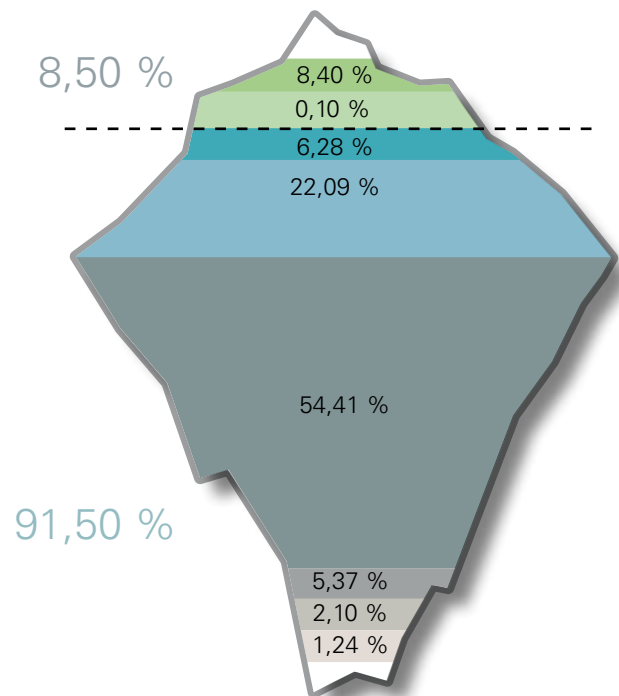


# LAUNDRY ICEBERG

Here we show you a laundry with its calculations with the iceberg, and the consumption throughout its life cycle, thanks to the efficiency and Domus technology.

- 1 washing machine DHS-18 TOUCH II HW
- 1 washing machine DHS-45C TOUCH II HW
- 1 tank ECOTANK XL
- 1 dryer DTT-18 G ECO-ENERGY
- 1 dryer DTT-45 G ECO-ENERGY
- 1 flatwork ironer CM-3350 TOUCH II GR

Description	%	
Machine Cost	8,40 %	8,50%
Scrapping	0,10 %	
Water	6,28 %	91,50 %
Detergents - Chemicals	22,09 %	
Heating Energy	54,41 %	
Operating Electricity	5,37 %	
Maintenance	2,10 %	
Consumables	1,24 %	



## LAUNDRY WORK SUMMARY in 10-years

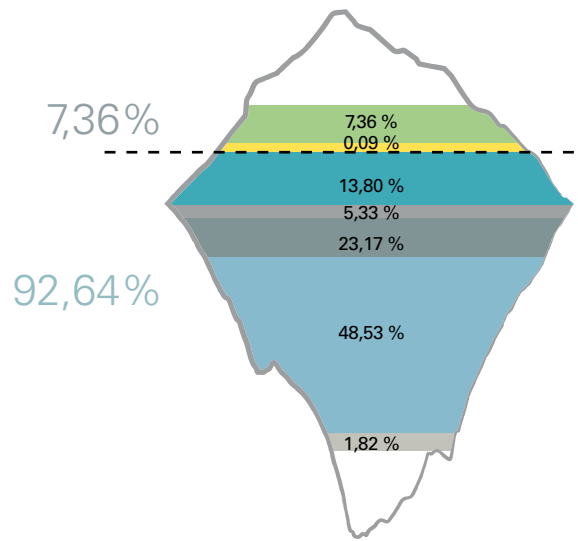
Cycles/Hours Work day	10	Machine cycles
Working days per year	320	Days
Cycles work year	3.200	Cycles
Kg. processed in washers	2.016	Tons
Kg. processed in dryers	2.016	Tons
Kg. processed in ironers	3.840	Tons



## WASHING

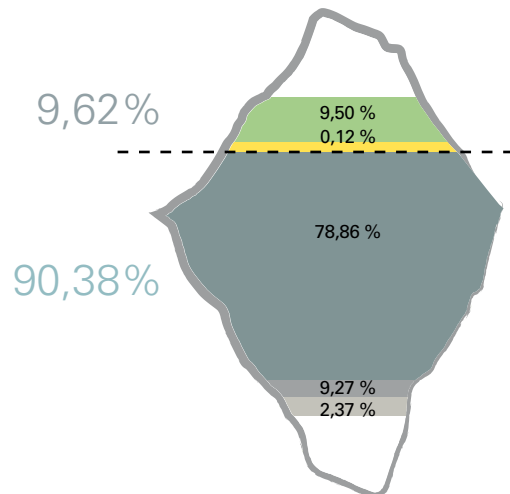
Description	%	
Machine Cost	7,27 %	7,36 %
Scrapping	0,09 %	
Water	13,80 %	92,64 %
Operating Electricity	5,33 %	
Heating Energy	23,17 %	
Detergents	48,53 %	
Maintenance	1,82 %	

The ECOTANK XL saves up to 70% of the water, which is not indicated in the iceberg.



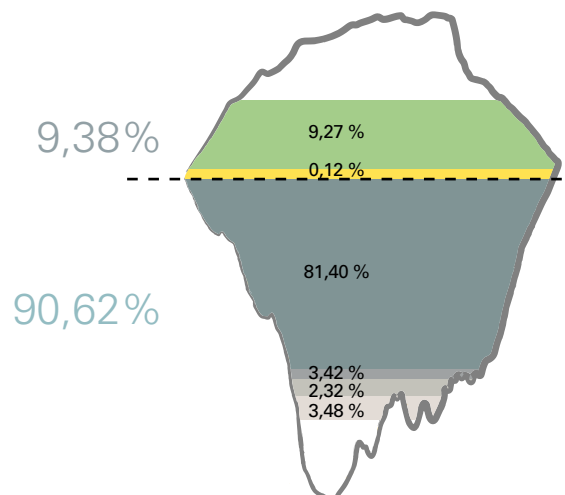
## DRYING

Description	%	
Machine Cost	9,50 %	9,62 %
Scrapping	0,12 %	
Heating Energy	78,86 %	90,38 %
Operating Electricity	9,15 %	
Maintenance	2,37 %	



## IRONING

Description	%	
Machine Cost	9,27 %	9,38 %
Scrapping	0,12 %	
Heating Energy	81,40 %	90,62 %
Operating Electricity	3,42 %	
Maintenance	2,32 %	
Consumables	3,48 %	





C. Energia, 12 - Pol. Ind. La Quintana  
08504 Sant Julià de Vilatorrada  
BARCELONA (SPAIN)

SALES DEPARTMENT

T. +34 93 888 71 53  
M. +34 649 482 730  
domus@domuslaundry.com  
export@domuslaundry.com

AFTER SALES DEPARTMENT

T. +34 93 888 76 73  
sat@domuslaundry.com

PARTS DEPARTMENT

T. +34 93 888 76 83  
parts@domuslaundry.com

ONNERA GROUP



[WWW.DOMUSLAUNDRY.COM](http://WWW.DOMUSLAUNDRY.COM)

