

FRONT LOADING WASHER EXTRACTORS

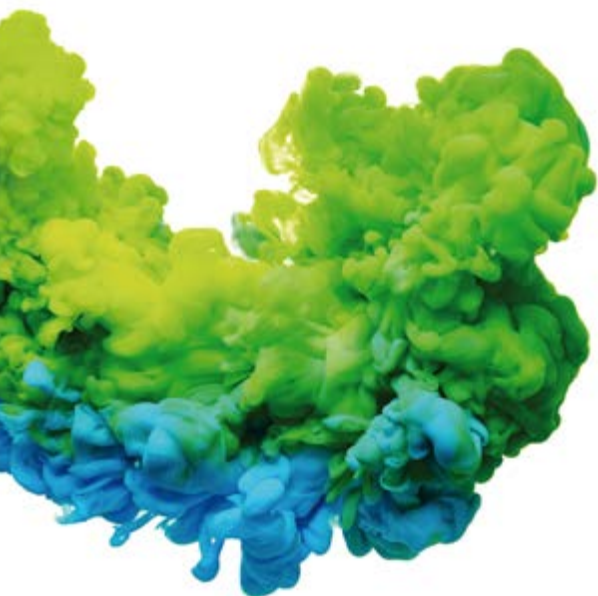
ECOVOLUTION
by **DOMUS**

A wide and versatile range

DOMUS high and low spin washers offer an advanced design and technology, combined with a huge variety of accessories and options.

The TOUCH II microprocessor, a high G-factor and multiple connectivity and versatility features are characteristic of all models, always with the aim of offering the maximum efficiency and productivity for the owner.

With the launch of the new 60 and 80 kg models, DOMUS has in the market the widest range: 11, 14, 18, 22, 28, 35, 45, 60, 80, 100 and 120 kg.










ECOVOLUTION

by DOMUS







HIGH SPIN WASHERS | G FACTOR 450

CONTROL TYPE	HEATING	CAPACITY					
		10-11 kg	13-14 kg	18-20 kg	20-22 kg	26-28 kg	
TOUCH II Programmable Control	Electric, hot water and steam	DHS-11 TOUCH II FACTOR 500 	DHS-14 TOUCH II FACTOR 500 	DHS-18 TOUCH II FACTOR 500 	DHS-22 TOUCH II 	DHS-28 TOUCH II 	
CONTROL TYPE	HEATING	LARGE CAPACITY					
		35-39 kg	45-50 kg	60-66 kg	80-86 kg	95-105 kg	115-128 kg
TOUCH II Programmable Control	Electric, hot water and steam	DHS-35C TOUCH II	DHS-45C TOUCH II	DHS-60C TOUCH II 	DHS-80C TOUCH II 	DHS-100C TOUCH II	DHS-120C TOUCH II



LOW SPIN RANGE | FACTOR G 200

CONTROL TYPE	HEATING	CAPACITY				
		10-11 kg	13-14 kg	18-20 kg	22-24 kg	28-31 kg
TOUCH II Programmable Control	Electric, hot water and steam	DLS-11 TOUCH II	DLS-14 TOUCH II	DLS-18 TOUCH II	DLS-22 TOUCH II 	DLS-28 TOUCH II 
CONTROL TYPE	HEATING	LARGE CAPACITY				
		35-39 kg	45-49 kg	60-66 kg	80-88 kg	
TOUCH II Programmable Control	Electric, hot water and steam	DLS-35C TOUCH II	DLS-45C TOUCH II	DLS-60C TOUCH II 	DLS-80C TOUCH II 	

NOTE: All models can be easily converted to coin mode (DLS all range and DHS up to 45kg), with a coin kit, token kit, with central pay or the payment APP thanks to IOT.

HIGH SPIN

FACTOR
500 



DHS

G FACTOR 500/450/350

- ✔ Soft mounted washers, free standing
- ✔ 7" TOUCH II microprocessor
- ✔ Domus connect - standard IOT connectivity
- ✔ Panels in skinplate
- ✔ Drum and vat in stainless steel AISI 304
- ✔ R.P.M. between 678 - 1.231
- ✔ Three water inlets
- ✔ 8 signals for automatic dosing
- ✔ Easy to install, no needs of fixation to the floor, no extra costs
- ✔ Savings due to high extraction of water (44% residual humidity)

LOW SPIN



DLS
G FACTOR 200/150

- ✓ Hard mounted washers
- ✓ 7" TOUCH II microprocessor
- ✓ Domus connect - standard IOT connectivity
- ✓ Anchoring to floor with anchoring base
- ✓ Panels in skinplate
- ✓ Drum and vat in stainless steel AISI 304
- ✓ R.P.M. between 505 - 759
- ✓ Three water intakes
- ✓ 8 signals for liquid dosing
- ✓ Savings due to high extraction of water (65% residual humidity)

ECOENERGY



TOUCH II

- ✔ **TOUCH II**, user friendly and totally programmable microprocessor with a 7" touch screen and 20 preset programs
- ✔ **USB Connection**. PC software free of charge for programming, telemetry, data analysis...
- ✔ **DomusConnect - connectivity standard**
- ✔ **Telemetry standard**
- ✔ **Wet cleaning ready**
- ✔ **Videos on display: ads, instructions**
(useful for coin laundry)
- ✔ **37 languages**
- ✔ **8 dosing signals as standard + optional 6 extra dosing signals**



VERSATILITY

- ✔ **Make to order: customisation**
New possibility to customise the machines from factory with the available options
- ✔ **OPL < > Coin /Token**
Standard models easily transformable with coin/token kits
- ✔ **Electric < > Hot water**
Standard electric models easily transformable to hot water models
- ✔ **Drain valve < > Pump**
Standard models easily transformable
Easy access and service
- ✔ **Wet cleaning**
All washers have all features to use wet cleaning programs
- ✔ **Water RE-CYCLE** (recirculation of bath water)



G FACTOR

- ✔ **High G-FACTOR for all range of washers comparing with competitors**
G-FACTOR 500-450 for High spin washers
G-FACTOR 200 for Low spin washers
- ✔ **High G-Factor reduces residual moisture and drying time**



CONNECTIVITY

- ✔ **DomusConnect - connectivity standard**
Machine monitoring, machine error warning, management for telemetry and statistics. Remote desk and data recovery for technicians and maintenance, software update, etc.
- ✔ **Management for laundries: OPL and COIN**
Our DOMUS IoT solution allows you to manage your laundry business (i.e. create discount programs for customers, get statistics, telemetry and laundry monitoring)
- ✔ **Remote payment:** App for payments, cashless payment by scanning a QR code, promotions and machine booking





EFFICIENCY

- ✓ **Water saving**
Possibility of configuring three levels of savings
- ✓ **Optimal loading:** manual indication of weight
- ✓ **Intelligent Consumption:** automatic adjustment of water and soap consumptions (standard)
- ✓ **Prepared to be connected to water recovery tanks ECOTANK and new ECOTANK XL**
- ✓ **Low water consumption**
Standard washing program consumes less than 8,2 liters of water per kg and cycle
- ✓ **High G-FACTOR 500-450 for High spin machines**
Reduced residual moisture > reduced drying time



ERGONOMICS

- ✓ **Biggest door diameters in the market**
Helpful, mainly for big capacity washers, for loading and unloading operations
- ✓ **Easy opening/closing system for door lock**
- ✓ **Plinths for 11, 14, 18, 22, 28, 35 and 45 kg models**
To align loading height (door base at 850 mm)



MAINTENANCE

- ✓ **Hinged panel** Easy and ergonomic access to control panel parts
- ✓ **Equivalent parts**
Most key parts are the same for all models parts are same for all models (contactors, electronic devices, gear...)
- ✓ **Easy access to parts for reparability**
- ✓ **Technical menu:** telemetry, error diagnosis, machine monitoring, software update...



 Programmable
microprocessor

TOUCH II

User friendly and totally programmable microprocessor

7" touch screen and 20 preset programs
Configuration of washing and spinning speed
Complete regulation of water levels
Regulable washing temperature from 20°C
to 90 °C
Standard WET CLEANING system

Videos on display

Ads, instructions
(useful for coin laundries)



The new TOUCH II includes many features based on achieving more efficiency, versatility and connectivity.

Dosing

8 dosing signals as standard
+ optional 6 extra dosing signals



37 languages

Available and easy to configure, thanks to DOMUS aim to be accessible to everyone.



USB Connection

Online platform free of charge for programming, telemetry, data analysis...

IoT

Domus Connect

Offers feedback from the machines to the device through the cloud, about telemetry and statistics to be analyzed and to ensure MAXIMUM HYGIENE







FACTOR-G

DOMUS washer extractors, whether high or normal spin, are the ones with the highest G-Factor in the market, which ensures minimum residual moisture, and this translates into less energy costs during the drying cycle.

High G-Factor reduces residual moisture and drying time

With a higher G Factor, there is more water extraction and less residual moisture in the garments. To obtain a higher G Factor we modify the machine construction, from a hard mount to a soft mount.

Spinning	LOW	HIGH
	HARD MOUNT	SOFT MOUNT
G Factor	 200	 500
Residual moisture	 65%	 44%



This translates directly in more efficiency in the drying cycle, with a high spin washer, as the drying cycle is much shorter.



EFFICIENCY

DOMUS washer extractors offer a wide variety of efficient features to make sure that the washing cycles use only the needed water and chemicals, not more.

Water

Saving water and using it properly are our goals, we do not want to waste it. We offer washing machines with optimised design and programming as well as a unique accessory, the **ECOTANK**: water recovery tanks.




Energy

Energy optimisation is fundamental in a laundry. Our machines have been designed for greater energy savings with this in mind.



Chemicals

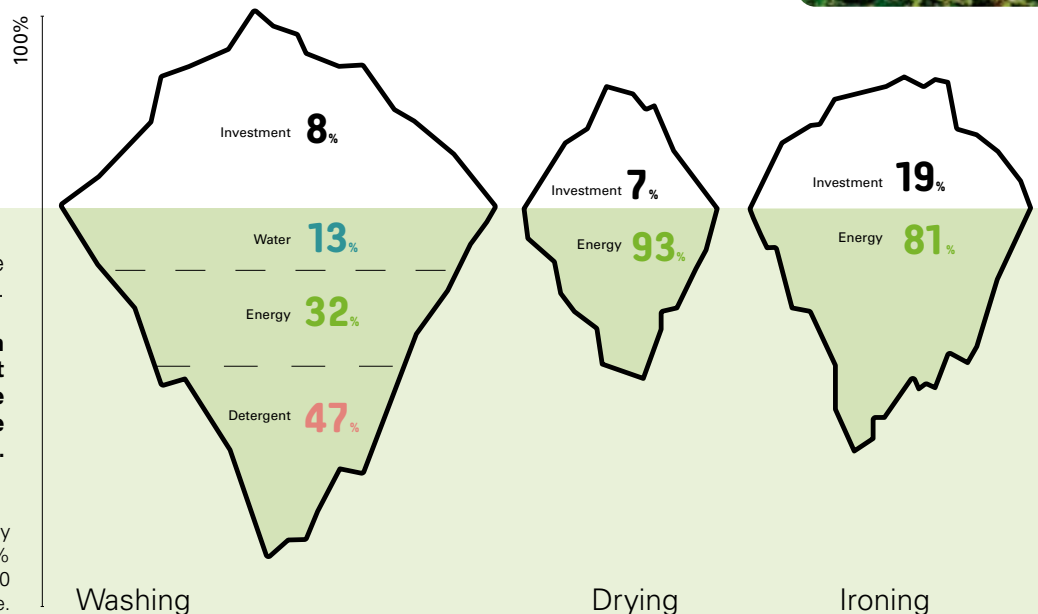
We design our washing machines with features to ensure the most accurate use of chemicals.



In a laundry, the machines are the visible part of an iceberg.

At Domus we pay attention to the iceberg part that cannot be seen, to optimize the expenses during the whole Life Cycle Cost.

Example of a standard laundry with 50% flat linen and 50% towelling, during the first 10 years of life.





EFFICIENCY

Low water consumption

A standard washing program consumes less than 8,2 litres of water per kg and cycle

Water saving

Possibility of configuring three levels of savings

Optimal loading

High G FACTOR 450 for high spin machines

Reduced residual moisture > reduced drying time

Intelligent consumption

Automatic adjustment of water and soap (standard)



ECOTANK

Ready to be connected to water recovery tanks

Domus washer extractors, with Touch II microprocessor and double drain, can be connected to the new Domus Ecotank which allows the water recovery, achieving important water and energy savings.



ECOTANK XL

New centralized water tanks for one or more machines, 1 to 3 1.000 litres tanks.





VERSATILITY

To adapt to the needs of the different businesses.

Make to order: customization

New possibility to customise the machine from factory with the available options

Water re-cycle

Optional kit to increase the care of the linen: recirculation of the bath water, which increases the water flow with chemicals, shortens the cycle and improves the effectiveness without mechanical action



Electric <> Hot water

Standard electric models easily transformable to hot water models


Drain valve <> Pump

Standard models easily transformable
Easy access and service

Wet Cleaning[®]

Thanks to DOMUS constant development, our models are equipped with the features to use WET CLEANING programs:

- ✓ Fully programmable TOUCH II
- ✓ Total control of temperature and water levels
- ✓ Programmable washing speed: very low (13 R.P.M.)
- ✓ Rhythm on/off 3seg/40seg
- ✓ Total control of dosing signal



DOMUS high and low spin washer extractors are especially designed to be used in coin laundry businesses.



Several payment systems available:

1



Coin / Token

in washers and dryers: mechanical token, mechanical coiner and electronic coiner.



2



DOMUS LAUNDRY payment APP.

Payment by means of a third party app or our app, with Stripe to pay with the mobile.

3



External device

By means of an external device, which communicates with the machines. For example a **central pay.**



Several ways to connect:

by pulses, by RS-485 protocol or by the IoT.



CONNECTIVITY

THE INTERNET OF THINGS

The **IoT connection is easy and free**, standard on all ranges with TOUCH II



IoT Features

MANAGEMENT

- Management of washing and drying programs and phases
- Configurable statistics, cycles carried out, income (Coin), errors, productions, production reports and water, chemical and energy consumption, workloads, etc.
- Creation of daily, weekly reports, etc. Sending by email with the information and statistics.
- **Telemetry**: storage and access of all data and signals from the machines for later use and consultation (times, temperatures, errors, water levels, dosages, speeds, etc.). Very useful for users, technical services, chemists, etc.
- Machine configurations
- Remote desktop control of machines
- Geolocation

SELF-SERVICE

- Own and free app for iOS and Android: Manage the reservation and payment of the programs in your laundry. It allows you to search for laundries and add them to favourites, find out the status of the machines in real time, book and pay for washing or drying, receive notifications by push or email when the program has finished or is about to end, view your operations, receive discounts and promotions...

TECHNICAL SERVICE

- Access to technical documentation, videos, manuals, exploded views, electrical diagrams, etc.
- Configuration of sending notifications and errors.
- Management of interventions.

Important advantages for all the actors involved

DOMUSCONNECT



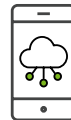
Owner / end user

Improves usability, efficiency and comfort.
 Business control: configurable reports of production, cycles, consumption, revenue, ...
 Ensure the washing and drying processes, ensure hygiene and disinfection, washing quality...

+ information + security + control

Telemetry

Custom graphics for monitoring of your business



Dealer

Technological base for new business (renting, maintenance contracts, self-services...)
 Databases of installed machines (geographical distribution, models...)

Added value of DOMUSConnect machines for the customer.

+ opportunity + information + added value

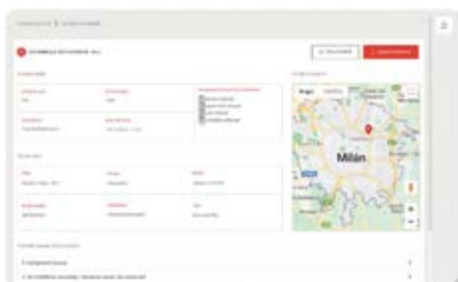


Technical service

Improvement of customer service
 Improvement of processes (more efficient and lower costs) avoiding unnecessary trips.
 Remote troubleshooting and maintenance programs.
 Telemetry and complete information of all the programs carried out.
 Access to technical documentation, videos, etc.

+ efficiency + support + information

SAT- trouble shooting



Chemical partners

Management and creation of washing and drying programs (online and offline).
 Ensure the washing and drying processes, ensure hygiene and disinfection, washing quality...
 Troubleshooting and remote management.
 Telemetry and complete information of all the programs carried out.

+ information + management + ease



ERGONOMICS

As health and safety at work had become an important issue, our equipment is designed to be the most comfortable for the user.

Biggest door diameters in the market

Helpful, mainly for big capacity washers, for loading and unloading the garments

Easy opening/closing system for door lock

Plinths for 11, 14, 18, 22, 28, 35 and 45 kg models

To align loading height (door base at 850 mm)

Reversible door





MAINTENANCE

One of DOMUS concerns is to make life easier for our clients. That includes offering quality equipment and parts of reputed brands, which demand little maintenance.

Easy access for reparability

Washers are designed to offer an easy maintenance and reparability

Equivalent parts

Most key parts are the same for all models (inverters, contactors, electronic devices, gear,...)

Hinged panel

Easy and ergonomic acces to the panel

Technical menu

Machine monitoring, machine error warning, management for telemetry and statistics. Remote desk and data recovery for technicians and maintenance, software update, etc.



INDUSTRIAL LAUNDRY EQUIPMENT

Equipment with the latest technology, ideal for industrial laundries for all type of businesses and sectors. Washers and dryers that share the TOUCH II control and advanced features.

ECOTANK XL

New centralized 1.000 litres water tanks for one or more machines, 1 to 3 units available.





CONNECTIVITY

All Domus high and low spin washers are equipped with DomusConnect as standard, so you can have remote access to all the machines data, analyse your equipment and have full control of your business.



EFFICIENCY

High and low spin washers from 45kg and bigger offer advanced features to achieve low water consumption, chemical savings and energy savings. Accessories like the new ECOTANK XL allow the water recovery in more than one machine, reaching a saving of up to 70% of the washing water, as well as energy and chemicals.

Industrial washers

DHS-45C to DHS-120C
TOUCH II



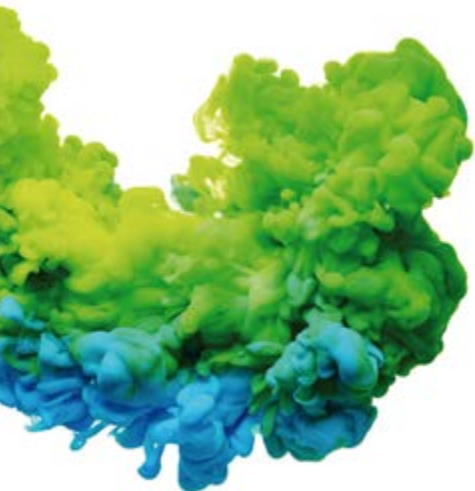
Washer extractors technical data

												
UNIT.		DHS-11	DHS-14	DHS-18	DHS-22	DHS-28	DHS-35C	DHS-45C	DHS-60C	DHS-80C	DHS-100C	DHS-120C
DRUM												
Load capacity (kg) 1:9 / 1:10	Kg	11/10	14/13	20/18	25/22	31/28	39/35	50/45	65/59	85/77	105/95	130/115
Volume	l	100	130	180	220	280	350	450	590	770	950	1.150
Diameter	mm	532	620	700	700	770	860	860	1.048	1.048	1.360	1.360
Depth	mm	425	430	470	560	585	602	720	680	892	637	775
GENERAL DETAILS												
Washing speed / Spining speed	r.p.m.	50/1.300	50/1.204	47/1.133	47/1.071	45/1.024	42,5/966	42,5/966	38/875	38/875	34/678	34/678
G Factor	-	500	500	500	450	450	450	450	450	450	350	350
Noise level	dB	< 70	< 70	< 70	< 70	< 70	< 70	< 70	< 70	< 70	< 70	< 70
Coin laundry version	-	YES	YES	YES	YES	YES	YES	YES	NO	NO	NO	NO
Double drainage	-	NO	OPT.	OPT.	OPT.	OPT.	OPT.	OPT.	OPT.	OPT.	OPT.	OPT.
Weighing System	-	OPT	OPT	OPT	OPT.	OPT	OPT.	OPT.	OPT.	OPT.	OPT.	OPT.
Tilting System	-	NO	NO	NO	NO	NO	NO	NO	OPT.	OPT.	OPT.	OPT.
SLUICE option	-	NO	NO	NO	NO	NO	NO	NO	NO	NO	NO	NO
DOOR												
Height center door / Height base door	mm	630/370	700/440	765/450	765/450	865/560	885/540	885/540	1.170/810	1.170/810	1.330/900	1.330/900
Diameter	mm	373	373	460	460	460	560	560	560	560	700	700
POWER												
Motor	kW	0,75	1,1	2,2	2,2	4	6	6	15	15	15	15
Electric heating power	kW	6	9	12	12	18	21	21	36	48/36	-	-
Total electric power (electric model)	kW	6,25	9,4	12,75	12,75	19,2	22	22	39	51/39	-	-
Total electric power (steam model)	kW	0,75	1,1	2,2	2,2	4	6	6	15	15	15	15
CONNECTIONS												
Steam intake (steam mod.)	inch	1/2"	1/2"	1/2"	1/2"	3/4"	3/4"	3/4"	3/4"	3/4"	1-1/4"	1-1/4"
Water intake	inch	3/4"	3/4"	3/4"	3/4"	3/4"	3/4"	3/4"	1"	1"	1-1/2"	1-1/2"
Drain	inch	3"	3"	3"	3"	3"	3"	3"	3"	3"	4"	4"
DIMENSIONS												
Width	mm	692	788	884	884	979	1.095	1.095	1.420	1.420	1.836	1.836
Depth	mm	788	869	913	1.003	1.070	1.184	1.304	1.433	1.645	1.649	1.832
Height	mm	1.185	1.307	1.415	1.415	1.553	1.598	1.598	1.880	1.880	2.245	2.245
Net weight	kg	230	250	360	380	540	750	770	1.650	1.800	3.950	3.950
PACKING DIMENSIONS												
Width	mm	730	830	945	945	1.040	1.165	1.195	1.600	1.600	1.900	1.900
Depth	mm	1.000	1.010	1.030	1.140	1.210	1.230	1.440	1.595	1.805	2.030	2.030
Height	mm	1.417	1.560	1.700	1.700	1.850	1.920	1.920	1.930	1.930	2.290	2.290
Gross weight	kg	239	283	393	413	595	820	840	1.800	2.000	4.100	4.100
Volume	m ³	1,03	1,31	1,63	1,83	2,33	2,75	3,3	4,9	5,6	8,83	8,83

*DOMUS reserves the right to modify the technical data without notice.


LOW SPIN

	UNIT.	DLS-11	DLS-14	DLS-18	DLS-22	DLS-28	DLS-35C	DLS-45C	DLS-60C	DLS-80C
DRUM										
Load capacity (kg) 1:9 / 1:10	Kg	11/10	14/13	20/18	25/22	31/28	39/35	49/45	66/60	88/80
Volume	l	100	130	180	220	280	350	450	600	800
Diameter	mm	620	620	700	700	770	860	860	1.048	1.048
Depth	mm	330	430	470	570	585	602	720	684	936
GENERAL DETAILS										
Washing speed / Spining speed	r.p.m.	53/759	53/759	50/714	50/714	48/682	45/644	45/644	42,5/505	42,5/505
G Factor	-	200	200	200	200	200	200	200	150	150
Noise level	dB	< 70	< 70	< 70	< 70	< 70	< 70	< 70	< 70	< 70
Coin laundry version	-	YES	YES	YES	YES	YES	YES	YES	YES	YES
Double drainage	-	NO	OPT.	OPT.	OPT.	OPT.	OPT.	OPT.	OPT.	OPT.
Weighing System	-	NO	NO	NO	NO	NO	NO	NO	NO	NO
Tilting System	-	NO	NO	NO	NO	NO	NO	NO	NO	NO
SLUICE option	-	YES	YES	YES	YES	YES	YES	YES	YES	YES
DOOR										
Height center door / Height base door	mm	570/310	570/310	655 / 348	655 / 348	700 / 400	735 / 440	735 / 440	900 / 540	900 / 540
Diameter	mm	373	373	460	460	460	560	560	560	560
POWER										
Motor	kW	1,1	1,1	2,2	2,2	4	4	6	5,5	7,5
Electric heating power	kW	6	9	12	12	18	21	21	36	48
Total electric power (electric model)	kW	6,25	9,5	12,75	12,75	19,2	22	22	41,5	53,5
Total electric power (steam model)	kW	1,1	1,1	2,2	2,2	4	4	4	5,5	7,5
CONNECTIONS										
Steam intake (steam mod.)	inch	1/2"	1/2"	1/2"	1/2"	3/4"	3/4"	3/4"	3/4"	3/4"
Water intake	inch	3/4"	3/4"	3/4"	3/4"	3/4"	3/4"	3/4"	1"	1"
Drain	inch	3"	3"	3"	3"	3"	3"	3"	3"	3"
DIMENSIONS										
Width	mm	719	719	788	788	884	979	979	1.225	1.225
Depth	mm	684	830	840	950	1.070	1.066	1.255	1.279	1.492
Height	mm	1.158	1.158	1.307	1.307	1.340	1.411	1.411	1.640	1.640
Net weight	kg	217	239	281	300	365	473	600	930	1.000
PACKING DIMENSIONS										
Width	mm	800	800	880	880	930	1.050	1.050	1.335	1.335
Depth	mm	990	990	1.040	1.140	1.260	1.250	1.440	1.440	1.660
Height	mm	1.350	1.350	1.500	1.500	1.523	1.600	1.640	1.860	1.860
Gross weight	kg	225	247	301	320	395	503	670	1.050	1.120
Volume	m ³	1,07	1,07	1,3	1,5	1,8	2,1	2,5	3,73	4,12



DOMUS

WINNING THE FUTURE THROUGH INNOVATION

C. Energia, 12 - Pol. Ind. La Quintana
08504 Sant Julià de Vilatorca
BARCELONA (SPAIN)

SALES DEPARTMENT

T. +34 93 812 27 96
M. +34 649 482 730
domus@domuslaundry.com
export@domuslaundry.com

AFTER SALES DEPARTMENT

T. +34 93 888 76 73
sat@domuslaundry.com

PARTS DEPARTMENT

T. +34 93 888 76 83
parts@domuslaundry.com

MORE INFO



ONNERA GROUP



WWW.DOMUSLAUNDRY.COM

